
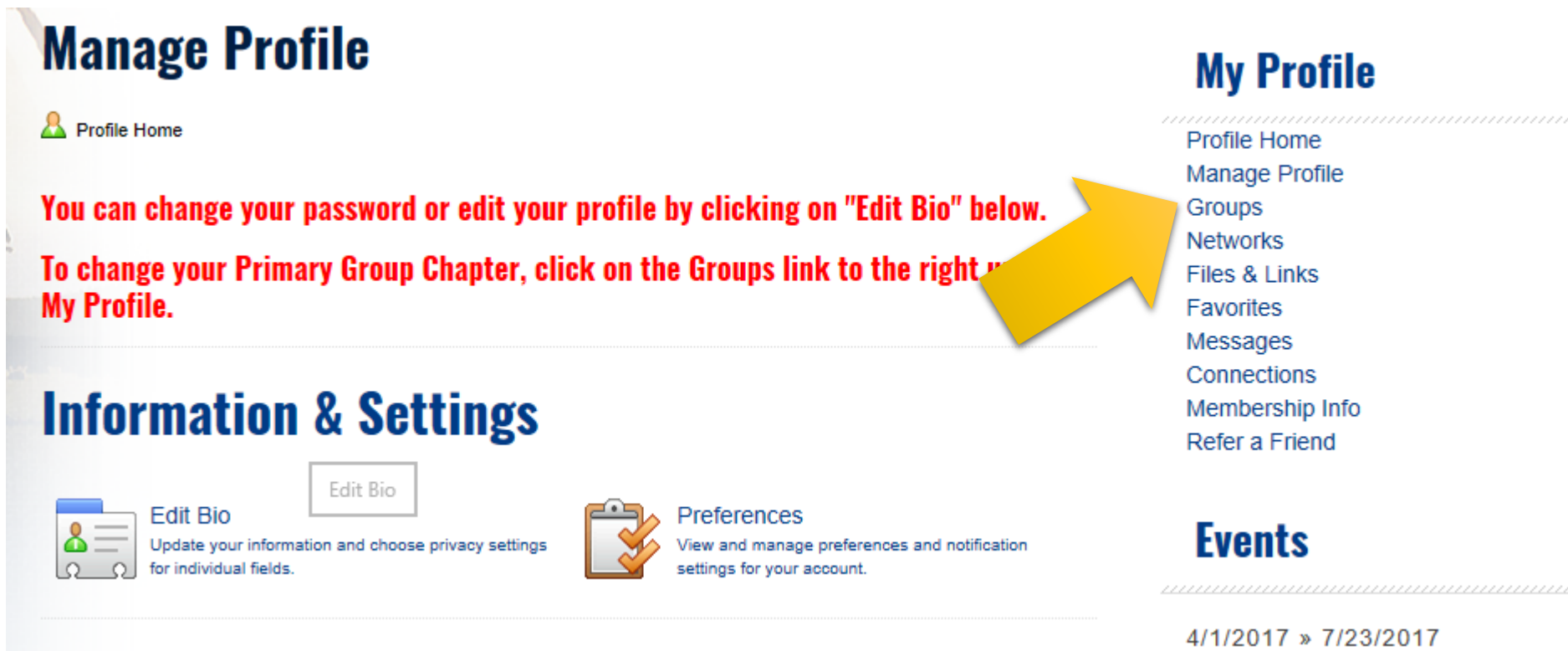



Once you are logged in, click on “My Profile.”
(The first time you log in, it may ask you to establish some preferences.)



From your profile page, click on “Groups”.




Manage Profile


 Profile Home


You can change your password or edit your profile by clicking on "Edit Bio" below.

To change your Primary Group Chapter, click on the Groups link to the right of My Profile.

Information & Settings

 **Edit Bio**
Update your information and choose privacy settings for individual fields.

 Edit Bio

 **Preferences**
View and manage preferences and notification settings for your account.

My Profile

- Profile Home
- Manage Profile
- Groups**
- Networks
- Files & Links
- Favorites
- Messages
- Connections
- Membership Info
- Refer a Friend

Events

4/1/2017 » 7/23/2017

You will see a list of “My Groups.” These are all the groups you belong to.

Click on the group you want to edit.



My Groups

Actions	Group Type: Name
 	Chapter: Georgia - Greater South Georgia(019)  
 	Department: Georgia 
	Special Interest Groups: Legislative "Red Cap" Grassroots
	This is your Primary Group. What's This?

Click on "Group Admin Options."



Department: Georgia

 Group Pages  Directory & Features  Options

 [Group Admin Options](#)  [Change Homepage Layout](#)  [Resource Manager](#)

 [Group Directory](#)
 [Calendar](#)
 [Photo Gallery](#)

Department Editor
Leonard J. Sobieski III

Department
Legislative
Chairman

Welcome to the Department of Georgia!

Bottom line up front, please communicate with the North Georgia Chapter President @ billbasnett@yahoo.com or the South Georgia Chapter President @ roagsgc@outlook.com to contribute in the department's efforts to reinvigorate our grass roots advocacy.

Public Law 595 of the 81st Congress, second session, was "An Act

Click on "Homepage Options."

Department: Georgia

Group Pages + Directory & Features Options

Group Admin Options Change Homepage Layout

- Content Management**
 - Homepage Options
 - Group Homepage Layout
 - Custom Pages
 - File Library
- Calendar Management**
 - View Dates & Events
 - Add a New Date
 - Add a New Event
- Photo Management**
 - Manage Photo Albums
 - View All Photos
 - View Pending Photos
 - View Accepted Photos
 - View Rejected Photos
- Blog Management**
 - View Blogs
 - Start a New Blog
- Forum Management**
 - View Forum Categories
 - Add a New Category
 - View Forums
 - Add a New Forum
- Member Management**
 - View Current Members
 - View Pending Members
 - View Membership Log
- Member Communication**
 - Message Group
 - Email All Group Members
- Reporting**
 - Available Reports

Chairman With a sole focus on guard and reser

Scroll down to “Group Homepage Welcome Text”

From here you can edit the text that displays at the top of your webpage.

You can modify the font, size, and color of text. You can link to other websites and documents you have placed in your resource library.

You can even insert tables and photos.

When you are done, scroll to the bottom and click submit.

Group Homepage Welcome Text

You can use the [Group Homepage Layout Tool](#) to modify the template, layout, and other options of your homepage once your welcome text has been saved.

The screenshot shows the 'Group Homepage Layout Tool' editor. At the top right, there is an 'UPLOAD A FILE' button. Below it, there are two tabs: 'Editor' (selected) and 'Advanced Editor'. The editor has a 'Home' and 'Insert' menu. The 'Home' menu includes icons for undo, redo, and refresh. The 'Insert' menu includes icons for link, unlink, table, and image. The main editing area contains the following text: 'Welcome to the Department of Georgia!' (in red), 'Bottom line up front, please communicate with the North Georgia Chapter President @ billbasnett@yahoo.com or the South Georgia Chapter President @ roagsgc@outlook.com to contribute in the department's efforts to reinvigorate our grass roots advocacy.', 'Public Law 595 of the 81st Congress, second session, was "An Act to Incorporate the Reserve Officers Association of the United States." This act established the objective of ROA: "...support and promote the development and execution of a military policy for the United States that will provide adequate National Security." President Harry S. Truman, one of the early members of ROA, signed the charter on June 30, 1950.', and 'Now doing business as the Reserve Organization of America, ROA is Guard and'. At the bottom of the editor, there are three tabs: 'Design' (selected), 'HTML', and 'Preview'. To the right of these tabs, it says 'Words: 0 Characters: 0'.

Go to the Homepage Layout Tool on Submit?

Submit or cancel